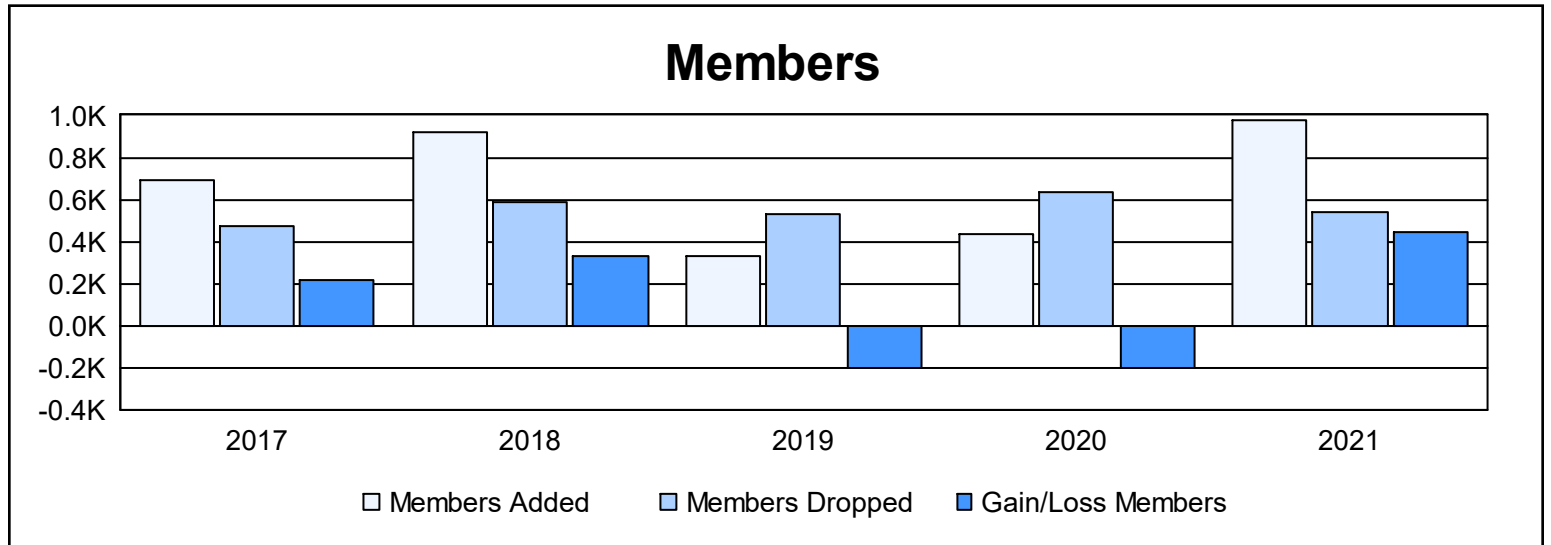
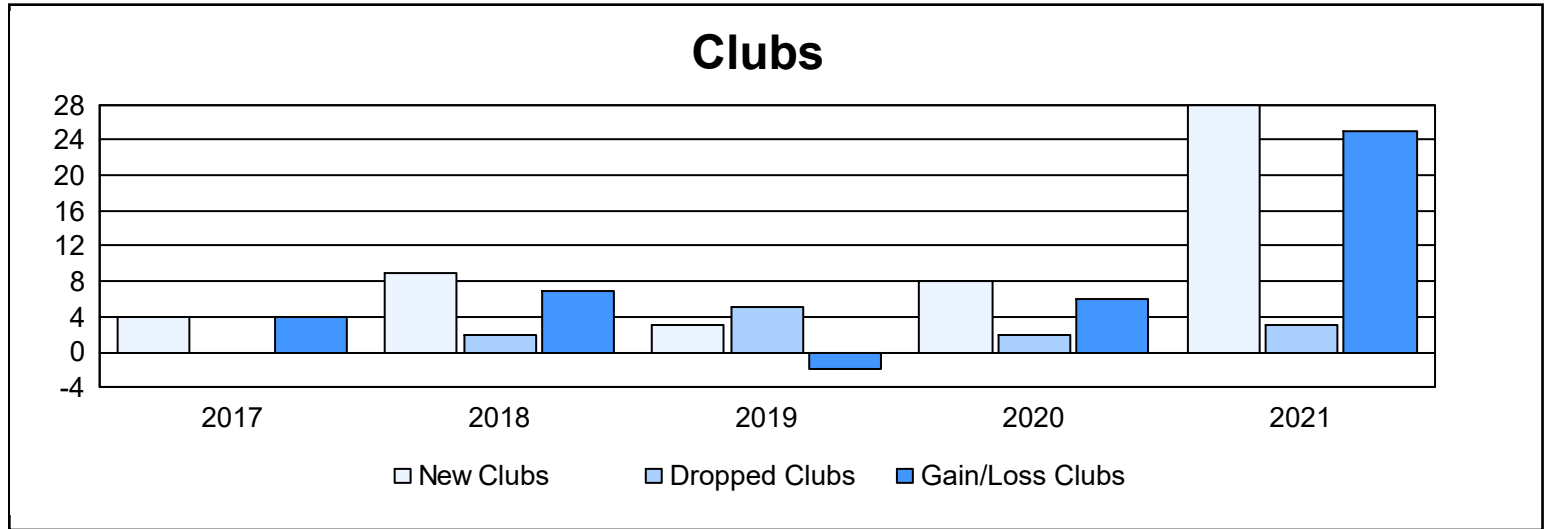
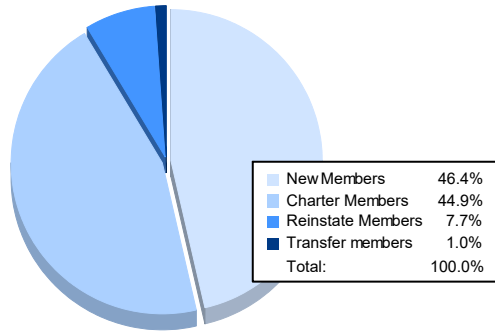


Year	New Clubs	Dropped Clubs	Gain/ Loss Clubs	New Members	Charter Members	Reinstate Members	Transfer Members	Total Member Added	Total Members Dropped	Gain/ Loss Members
2016-2017	4	0	4	341	186	156	5	688	471	217
2017-2018	9	2	7	575	256	88	1	920	588	332
2018-2019	3	5	-2	168	96	61	2	327	529	-202
2019-2020	8	2	6	147	165	116	3	431	634	-203
2020-2021	28	3	25	454	440	75	10	979	539	440
<b>Average</b>	<b>10</b>	<b>2</b>	<b>8</b>	<b>337</b>	<b>229</b>	<b>99</b>	<b>4</b>	<b>669</b>	<b>552</b>	<b>117</b>



### Membership Composition June 2021 Cumulative



### Gender Composition June 2021 Cumulative

